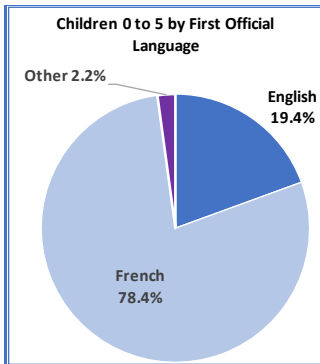


Children 0 to 5 and their Parents RTS de la Montérégie-Ouest, 2016

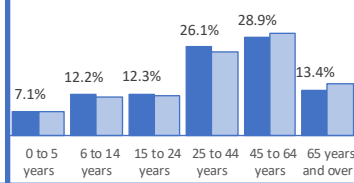
CHSSN

Community Health
And Social Services Network
Réseau communautaire de santé
et de services sociaux



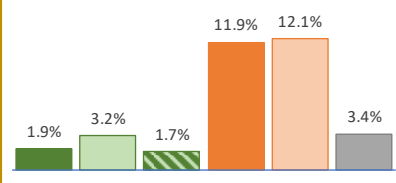
Children 0 to 5

Population by Age Group

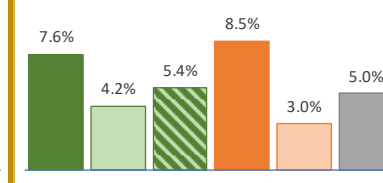


Parents with at Least One Child Aged 0 to 5

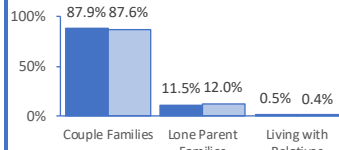
Parents Aged 15 to 24 Years



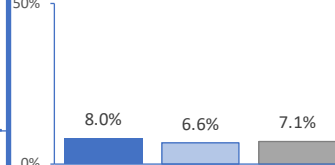
Parents Aged 45 Years and Over



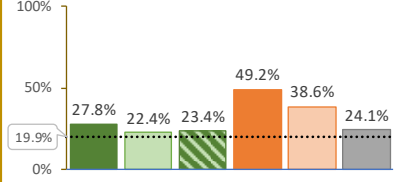
Household Living Arrangements of Children 0 to 5



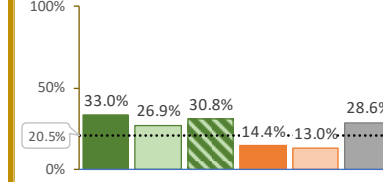
Children 0 to 5 Living Below LICO



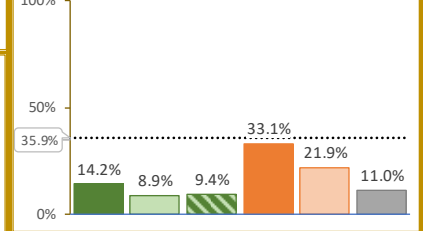
High School Diploma at Most



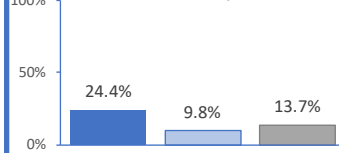
University BA or Higher



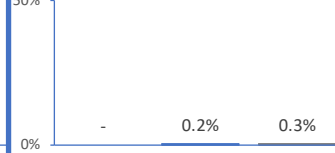
Out of the Labour Force



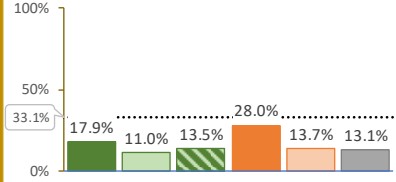
Children 0 to 5 who were Members of a Visible Minority



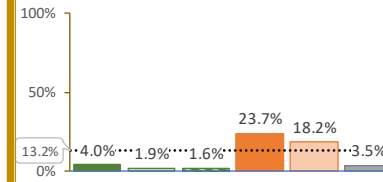
Children 0 to 5 who had Immigrated within the Previous Year



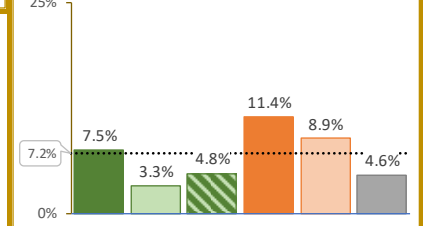
Income Below \$20,000



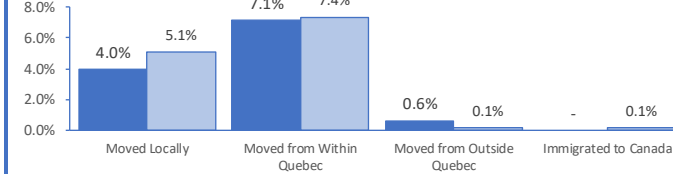
Living Below LICO



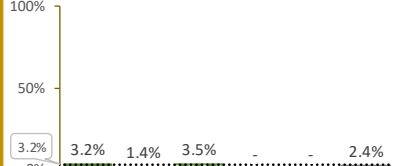
Unemployment Rate



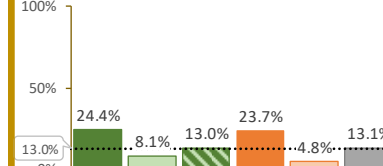
Recent Mobility (1 Year) Among Children 0 to 5



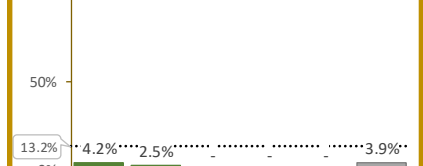
Recent Immigrants (2011-2016)



Member of a Visible Minority



Visible Minority Living Below LICO



Children Aged 0 to 5	English Speakers		French Speakers	
	Number	Percent	Number	Percent
Children Aged 0 to 5	5,920	100.0%	23,890	100.0%
Living in a Couple Family	5,205	87.9%	20,935	87.6%
In Lone Parent Families	680	11.5%	2,860	12.0%
Living with Relatives	30	0.5%	90	0.4%
Living Below LICO	475	8.0%	1,580	6.6%
Living in a Couple Family Below LICO	235	4.5%	790	3.8%
In a Lone Parent Family Living Below LICO	235	34.6%	780	27.3%
Visible Minority	1,445	24.4%	2,345	9.8%
Aboriginal Identity	345	5.8%	280	1.2%

■ In an English Couple ■ In a French Couple ■ In an English & French Couple ■ English Single Parent ■ French Single Parent ■ All Parents with Children 0 to 5
..... Provincial Average for the Total Population Aged 15+

Parents with at Least One Child Aged 0 to 5	Total Number	Young Parents (15-24)	Older Parents (45+)	Low Education	High Education	Out of Labour Force	Unemployed	Earning Less Than \$20k	Living Below LICO	Recent Immigrants (2011-2016)	Visible Minority
All Parents with Children 0 to 5	41,295	1,390	2,265	9,935	11,830	4,530	1,680	5,400	1,445	995	5,430
In an English Couple	5,405	105	440	1,505	1,785	765	350	970	215	175	1,320
In a French Couple	26,610	845	1,210	5,955	7,150	2,380	800	2,930	505	385	2,165
In an English-French Couple	3,820	65	220	895	1,175	360	165	515	60	135	495
English Single Parent	590	70	60	290	85	195	45	165	140	-	140
French Single Parent	2,305	280	70	890	300	505	160	315	420	-	110
All Other Parents of Children 0 to 5	2,560	-	230	405	1,340	335	165	520	115	280	1,200

Source: JPocock Research Consulting, 2016 Census, Statistics Canada. Population in private households - 25% sample. The linguistic concept is First Official Language Spoken with multiple responses distributed equally.