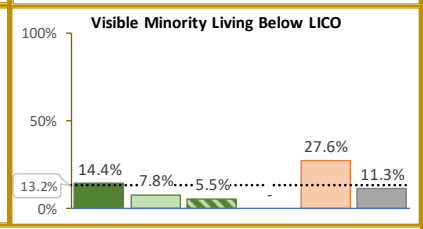
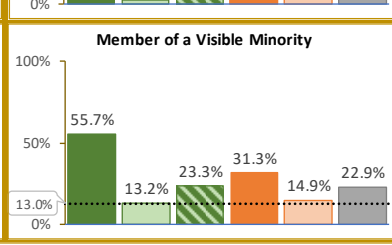
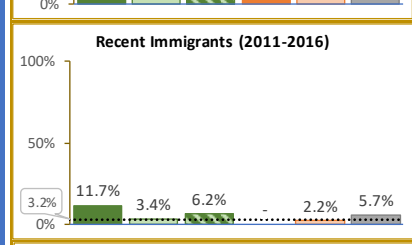
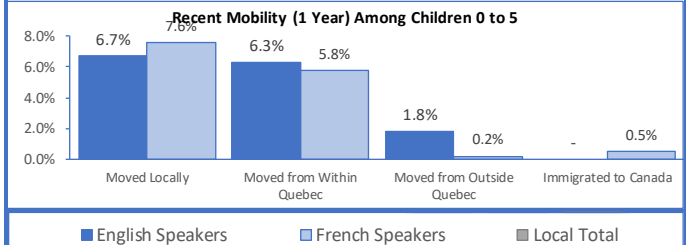
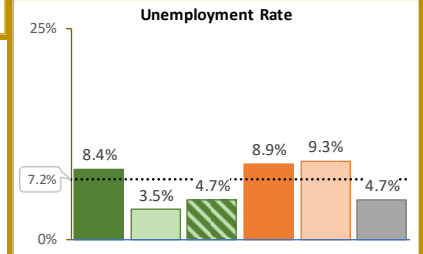
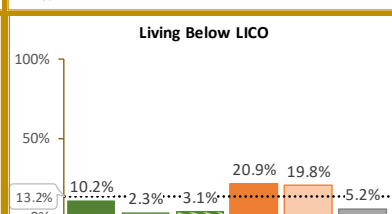
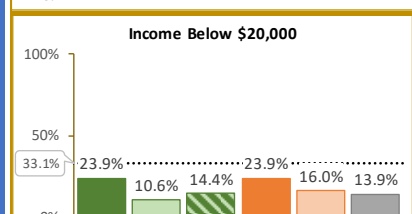
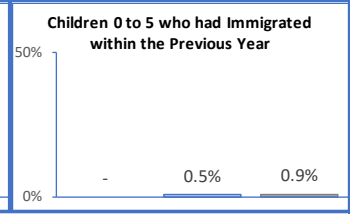
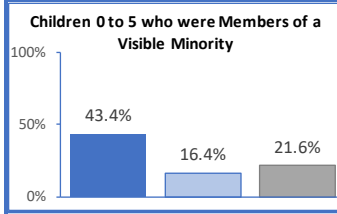
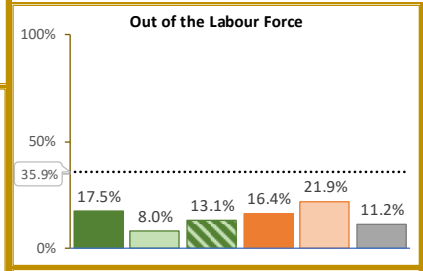
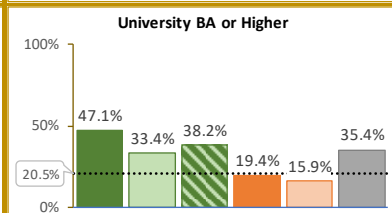
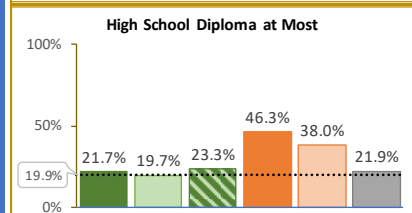
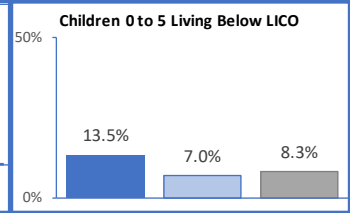
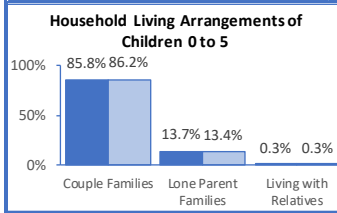
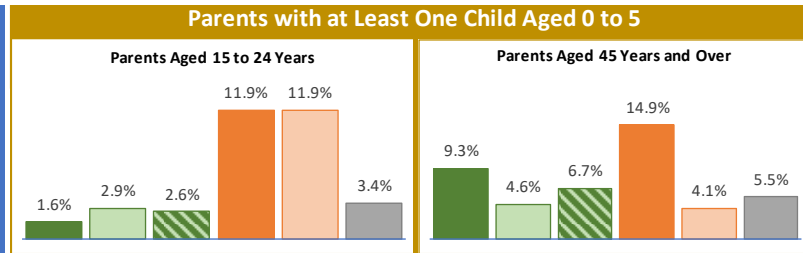
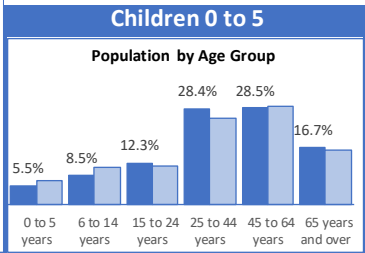
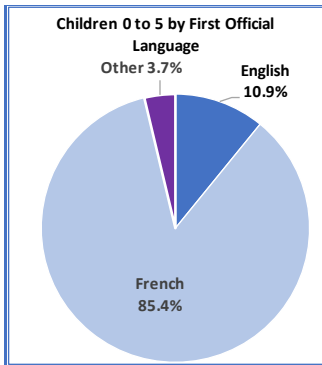


Children 0 to 5 and their Parents RTS de la Montérégie-Centre, 2016



Children Aged 0 to 5	English Speakers		French Speakers	
	Number	Percent	Number	Percent
Children Aged 0 to 5	2,960	100.0%	23,230	100.0%
Living in a Couple Family	2,540	85.8%	20,025	86.2%
In Lone Parent Families	405	13.7%	3,120	13.4%
Living with Relatives	-	-	80	0.3%
Living Below LICO	400	13.5%	1,630	7.0%
Living in a Couple Family Below LICO	285	11.2%	815	4.1%
In a Lone Parent Family Living Below LICO	105	25.9%	805	25.8%
Visible Minority	1,285	43.4%	3,805	16.4%
Aboriginal Identity	55	1.9%	205	0.9%

Legend: ■ In an English Couple ■ In a French Couple ■ In an English & French Couple ■ English Single Parent ■ French Single Parent ■ All Parents with Children 0 to 5
 Provincial Average for the Total Population Aged 15+

Parents with at Least One Child Aged 0 to 5	Total Number	Young Parents (15-24)	Older Parents (45+)	Low Education	High Education	Out of Labour Force	Unemployed	Earning Less Than \$20k	Living Below LICO	Recent Immigrants (2011-2016)	Visible Minority
All Parents with Children 0 to 5	37,430	1,260	2,235	8,195	13,235	4,210	1,565	5,210	1,965	2,130	8,560
In an English Couple	2,740	45	265	595	1,290	480	190	655	280	320	1,525
In a French Couple	26,080	755	1,290	5,145	8,720	2,085	850	2,760	595	875	3,445
In an English-French Couple	1,950	50	140	455	745	255	80	280	60	120	455
English Single Parent	335	40	50	155	65	55	25	80	70	-	105
French Single Parent	2,555	305	115	970	405	560	185	410	505	55	380
All Other Parents of Children 0 to 5	3,765	70	355	865	2,015	770	235	1,010	445	740	2,640

Source: JPocock Research Consulting, 2016 Census, Statistics Canada. Population in private households - 25% sample. The linguistic concept is First Official Language Spoken with multiple responses distributed equally.